

WROUGHT IRON SUPPLIES

NEW CATALOGUE
2015/2016



CONTENTS

SPEARHEADS	page 2 & 3
SAFETY SPEARHEADS AND CIRCLES	page 4
ROSETTES - CLIP ON AND C SCROLLS	page 5
S SCROLLS AND GATE END SCROLLS	page 6
BASKETS, BALLS AND POST TOPS	page 7
COLLARS	page 8
SCROLL TOPS AND HINGES	page 9
GATE FITTINGS AND DROP BOLTS	page 10
GATE FITTINGS	page 11
BALUSTRADES AND TWISTED BAR	page 12 & 13
HANDRAILS AND ENDS	page 14
HAMMERED BAR AND BOX IRON	page 15
LEAVES AND ROSES	page 16
LETTERBOXES AND WEATHER VANES	page 17
CAST IRON PANELS	page 18
WHEELS AND ROLLERS	page 19

We service nationwide and deliver by courier next day.

Courier costs are based on weight of product.

Average cost up to 30kg : €10.00.

SPEARHEADS



Art. 124/1
base dia. 12mm
H=130mm



Art. 124/2
base dia. 15mm
H=155mm



Art. 124/9
base dia. 20mm
H=190mm



Art. 124/3
base dia. 12mm
H=125mm



Art. 124/4
base dia. 16mm
H=145mm



Art. 124/5
base dia. 20mm
H=190mm



Art. 727/7
sq. 40mm
200x117mm



Art. 727/8
sq. 32mm
160x92mm



Art. 727/9
sq. 25mm
120x67mm



Art. 125/1
base dia. 35mm
H=120mm



Art. K48/33A
base dia. 14mm
140x60mm



Art. K48/33B
base dia. 17mm
155x68mm



Art. 124/6
base dia. 15mm
155x65mm



Art. 124/8
base dia. 18mm
H=215mm



Art. K48/38A
base dia. 28mm
120x60mm



Art. 126/B/5
base dia. 50mm
170x85mm



Art. 126/C/3
base dia. 40mm
190x70mm



Art. 126/C/4
base dia. 33mm
140x55mm



Art. 126/C/5
base dia. 25mm
125x45mm



Art. K48/42A
base dia. 16mm
122x72mm



Art. K48/42B
base dia. 18mm
165x85mm



Art. K48/42C
base dia. 24mm
210x107mm



Art. 123/5
sq. 25mm
H=160mm



Art. K/LIS06B
base dia. 30mm
265x75mm



Art. K/LIS06A
base dia. 22mm
163x45mm



Art. 122/A/1
base dia. 35mm
H=200mm



Art. K48/56
28mm Hole
175x90mm



Art. K48/57
28mm Hole
235x110mm

SPEARHEADS



Art. 727/1
base dia. 32mm
140x70mm



Art. 727/2
base dia. 30mm
125x65mm



Art. 727/3
base dia. 25mm
110x55mm



Art. 727/4
base dia. 30mm
210x80mm



Art. 727/5
base dia. 27mm
185x70mm



Art. 727/6
base dia. 24mm
160x63mm



Art. K48/44A
base dia. 16mm
160x65mm



Art. K48/46A
base dia. 16mm
140x65mm



Art. 126/E/2
base dia. 16mm
165x88mm



Art. 126/B/4
base dia. 20mm
130x70mm



Art. K48/10B
base dia. 25mm
160x90mm



Art. 126/17
base sq. 25mm
H=290mm



Art. K48/50A
130x27mm
22mm Base



Art. 725/4
base dia. 50mm
H=250mm



Art. K48/41A
base dia. 25mm
115x30mm



Art. TK125
160x21mm



Art. K48/27A
base dia. 24mm
145x48mm



Art. K48/27B
base dia. 30mm
180x55mm



Art. 124/7
base dia. 14mm
H=125mm



Art. K48/36
base dia. 17mm
167x65mm



Art. K48/48
base dia. 24mm
60x35mm



Art. 126/18
150x40mm



Art. K48/58A
150x12mm



Art. K48/58B
150x16mm



Art. K48/58C
150x20mm



Art. 126/2
125x20mm

If you can't find
what you need -
please contact us and
we will source it for you.

SAFETY SPEARHEADS AND CIRCLES



Art. 126/1
base sq. 24mm
H=125mm



Art. 126/15
base sq. 30mm
H=165 mm



Art. 126/16
base sq. 40mm
H=210mm



Art. 727/11
base dia. 30mm
120x35mm



Art. 727/10
base dia. 33mm
150x40mm



Art. 126/B/6
base dia. 20mm
80x45mm



Art. 126/B/7
base dia. 25mm
125x65mm



Art. 126/B/8
base dia. 40mm
140x80mm



Art. 126/C/7
dia. 16mm
H=125mm



Art. 126/C/8
base sq. 12x12mm
H=90mm



Art. K48/43
base sq. 27mm
H=125x65mm



Art. 1855/5
base dia. 13mm
135x60mm



Art. 1855/5B
base dia. 16mm
150x70mm



Art. 1855/1
Base 25mm
128x65mm



Art. 1855/2
Base 26mm
140x70mm



Art. 1855/3
Base 32mm
170x85mm



Art. 157/1
thickness
12x6mm
dia. 100mm



Art. 157/2
thickness
12x6mm
dia. 115mm



Art. 157/3
thickness
12x6mm
dia. 130mm



Art. 1802/1
thickness
16x6mm
dia. 100mm



Art. K18/2GB
thickness
16x6mm
dia. 115mm



Art. K18/3A
thickness
12x6mm
dia. 125mm



Art. K18/3B
thickness
16x6mm
dia. 125mm



Art. 491/8
PLAIN
sq. 12x12mm
dia. 100mm



Art. 491/9
HAMMERED EDGE
sq. 12x12mm
dia. 100mm



K18/3C
sq. 12x12mm
dia. 125mm



**Ring with Scroll
K18/3D4**
100mm x
12x6mm



**Ring with Scroll
Art. K18/3D1**
125mm x
12x6mm

ROSETTES - CLIP ON AND C SCROLLS



Art. 17/2
thickness 8x8mm
dia. 250mm



Art. K40/9A
thickness 10x5mm
dia. 250mm



Art. 24/1
thickness 10x5mm
dia. 380mm



Art. K40/12
thickness 12x12mm
dia. 300mm



Art. 24/3
thickness 12x12mm
dia. 600mm




Art. 26/C/1
thickness 12x12mm
480x400mm



Art. K40/15A
30x12mm
690x530mm



Art. K40/24A
dia. 420x375mm



Art. K26/19A
12x6mm
410x200mm



Art. 35/1
thickness 12x6mm
445x205mm



Art. K26/16A
12x6mm
250x245mm



Art. K26/21A
thickness 12x6mm
480x170mm



Art. 81/7
sq. 8x8mm
120x73mm



Art. K29/5C
12x6mm
100x60mm



Art. 80/A/9
12x6mm
115x70mm



Art. 80/A/10
12x6mm
137x80mm



Art. K29/7A
12x6mm
190x110mm



Art. K28/6A
12x6mm
350x95mm



Art. K28/4A
12x6mm
160x110mm



Art. K28/7A
12x6mm
180x115mm



HAMMERED EDGE
Art. K29/6Aeh
12x6mm
137x80mm



HAMMERED EDGE
Art. K29/6Beh
16x6mm
137x80mm



HAMMERED EDGE
Art. K29/6Ceh
20x8mm
125x75mm



HAMMERED EDGE
Art. K29/6Deh
20x8mm
150x90mm

S SCROLLS AND GATE END SCROLLS



Art. 80/A/1
12x6mm
275x100mm



Art. 80/A/14
16x6mm
275x100mm



Art. K31/2A
12x6mm
265x120mm



Art. K31/2B
16x6mm
265x120mm



Art. K30/4A
12x6mm
325x140mm



Art. K30/4B
16x6mm
325x140mm



Art. K31/4A
12x6mm
410x105mm



Art. K31/4B
16x6mm
410x105mm



Art. K31/5A
12x6mm
395x115mm



Art. K31/5B
16x6mm
395x115mm



Art. K31/6A
12x6mm
380x130mm



Art. K31/6B
16x6mm
380x130mm



Art. K34/1A
16x8mm
260x110mm



Art. K30/2A
12x6mm
330x110mm



Art. K30/2B
16x6mm
330x110mm



Art. K34/6A
16x8mm
490x245mm



Art. K34/6B
20x8mm
490x245mm



Art. K30/5A
12x6mm
250x90mm



Art. K30/5B
16x6mm
250x90mm



Art. K30X30
H 200mm



Art. K40X40
H 275mm



Art. K50X50
H 265mm



TK02/33D
Shepherd's Crook
40x10mm

If you can't
find what
you need -
please contact
us and we
will source
it for you.

BASKETS, BALLS AND POST TOPS



Art. 158/B/7
dia. 70mm



Art. 159/3
L=12mm
dia. 130x60mm



Art. 159/5
L=16mm
dia. 145x75mm



Art. 159/6
L=20mm
dia. 190x75mm



Art. 159/7
L=25mm
dia. 210x95mm



K50/10A 70x50x50
K50/10B 90x60x60
K50/10C 105x70x70
K50/10D 120x80x80
K50/10E 140x100x100
K50/10F 160x120x120
K50/10G 180x150x150



CAPS FOR TUBING

K50/3A 42mm
K50/3B 48mm
K50/3C 60mm
K50/3D 76mm
K50/3E 90mm
K50/3F 101mm



DRIP TRAYS

Art. 711/7
140x25mm



DRIP TRAYS

Art. 711/8
120x26mm



DRIP TRAYS

Art. 711/9
97x19mm



Art. 113/9
dia. 75mm



Art. K49/1A
base sq. 40mm
70x40mm



Art. K49/1B
base sq. 50mm
90x50mm



Art. K49/1E
base sq. 100mm
185x100mm



Art. 128/35
base dia. 50mm
H=90mm



Art. 128/31
base dia. 100mm
H=180mm



Art. 749/5
base dia. 40mm
H=85mm



Art. 749/6
base dia. 55mm
H=120mm



Art. 128/29
base dia. 50mm
H=100mm



Art. 116/F/1 dia. 20mm
Art. 116/F/2 dia. 25mm
Art. 116/F/3 dia. 30mm
Art. 123/1 dia. 35mm
Art. 116/F/4 dia. 40mm



Art. 116/F/5 dia. 50mm
Art. 116/F/6 dia. 60mm
Art. 116/F/7 dia. 70mm
Art. 116/F/8 dia. 80mm
Art. 116/F/10 dia. 100mm



Art. 1394/9
dia. 50mm No Hole
Art. 1394/11
dia. 70mm No Hole
Art. 1394/12
dia. 80mm No Hole

FULL HOLLOW BALLS

Art. 1394/14
dia. 100mm No Hole
Art. 1394/19
dia. 150mm No Hole
Art. 1394/20
dia. 200mm No Hole

COLLARS



Art. 1391/4

Hole sq. 13mm
65x40mm



Art. 1391/6

Hole sq. 17mm
65x40mm



Art. K27/4B

Hole sq 20.5mm
65x40mm



Art. 1391/1

Hole sq. 13mm
40x38mm



Art. 1391/3

Hole sq. 17mm
40x38mm



Art. K27/6C

Hole sq. 20.5mm
46x38mm



Art. 128/C/9S

130x50mm
Hole = 20.5mm



Art. K27/9A2

130x50mm
Hole = 27.5mm



Art. 128/C/12S

70x50mm
Hole = 20.5mm



Art. K27/9B2

70x50mm
Hole = 27.5mm



Art. 128/C/11

dia. 120x35mm
Hole dia. 16mm



Art. K27/9B

dia. 120x35mm
Hole dia. 20.5mm



Art. K27/10

dia. 63x35mm
Hole dia. 16mm



Art. K27/10B

dia. 63x35mm
Hole dia. 20.5mm



Art. 128/6

dia. 65x40mm
Hole dia. 12mm



Art. 128/8

dia. 65x40mm
Hole dia. 16.5mm



Art. 128/9

dia. 45x68mm
Hole dia. 16.5mm



Art. 128/11

dia. 45x68mm
Hole dia. 20.5mm



Art. 128/14

dia. 80x50mm
Hole dia. 21.5mm



Art. 128/15

dia. 80x50mm
Hole dia. 23mm



Art. 128/15/A

dia. 80x50mm
Hole dia. 27mm



Art. 128/17

dia. 39x40mm
Hole dia. 12mm



Art. 128/19

dia. 38x39mm
Hole 16.5mm



Art. 128/21

dia. 45x44mm
Hole 16.5mm



Art. 128/23

dia. 42x43mm
Hole dia. 21mm



Art. 128/27

dia. 46x50mm
Hole dia. 23mm



Art. 128/28/A

dia. 46x50mm
Hole dia. 27mm



Art. K27/22

dia. 80x70mm
Hole dia. 27.5mm



Art. K27/23

dia. 50x70mm
Hole dia. 27.5mm

SCROLL TOPS AND HINGES



Art. K27/30A

dia. 20x35mm
Hole dia. 12mm

Art. K27/30B

dia. 20x35mm
Hole dia. 16mm



Art. K27/29A

40x40mm
12mm Sq. Hole

Art. K27/29B

40x40mm
16mm Sq. Hole



Art. K27/25

74x48mm
16mm Sq. Hole



Art. K27/24A

148x48mm
16mm Hole



Art. K27/31

195x55mm
22mm Hole



Art. K27/31B

195x55mm
27mm Hole



Art. K47/10

280x140mm
Supplied as a Pair



K/7503M

Gate Top Panel

750x225mm
20x6mm



Art. K37/7A

300x1100mm
20x6mm

Art. K37/7C

300x1100mm
40x10mm



TK/803M

Gate Top Panel

780x225mm
20x6mm



Art. 62/1

720x235mm
20x6mm



Art. 62/2

720x235mm
20x6mm



K44/20A

For 25mm Bar



K44/20B

For 30mm Bar



K44/20C

For 35mm Bar



K44/20D

For 40mm Bar



HINGE/100

Length=100mm
Max load 40kg



HINGE/140

Length=140mm
Max load 60kg



Flag Hinge

100mm
With Brass Washer

GATE FITTINGS AND DROP BOLTS



EYE BOLTS

- K44/B2** 12x150mm 13mm Hole
K44/B4 16x150mm 17mm Hole
K44/B6 20x150mm 20mm Hole
K44/B8 24x150mm 25mm Hole



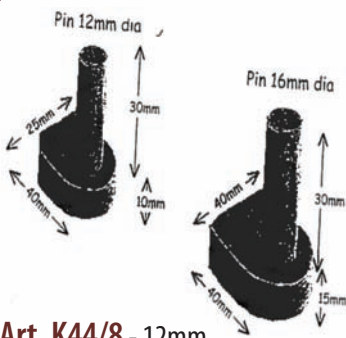
Art. K44/1
Fixing Plate
 200x120x6mm



Art. K44/2
Fixing Plate
 125x125x6mm
 Also
 200x200x6mm



Art.
K47/1A+B
Lock Plate's
 280x140mm



Art. K44/8 - 12mm
Art. K44/9 - 16mm
Art. K44/9A - 20mm



Including
Hanging
Eyes
To Match



Art. MCD-
30x10
 Gate End



Art. MCD-
40x10
 Gate End



Art. MCD-
50x10
 Gate End



Art. K42/4C
Corner Block
 40x30mm



Art. AD40
Corner Block
 40x65mm -
 To Suit
 40mm Flat or Box



Art. AD50
Corner Block
 50x75mm -
 To Suit
 50mm Flat or Box



Latch
Art. K45/5
Including Guide And Holder
 Length 300mm
 25x10mm



Drop Bolt
Art. K45/3
 12mm



Drop Bolt
Art. K45/2
 16mm




Drop Bolt
Art. K45/1
 20mm

Profile Cut Letter's And Number's
Art. K43/5
 100mm High x 6mm

A-Z

0-9



CAPS FOR
BOX IRON

167/4	40x40
167/5	50x50
167/6	60x60
167/7	80x80
167/8	100x100
167/10	150x150



K46/1 For Box
 For 30x30, 40x40, 50x50
K46/2 For Flat
 For 10-20-30mm
 Keyed Alike Upon Request

GATE FITTINGS



K11/16A
100x165mm
Base 13mm



K11/15A
100x165mm
Base 13mm



K11/15B
75x125mm
Base 13mm



**Handrail Bracket
K56/4**
Dia. 75x5mm
Projection 85mm



**Curtain Pole Bracket
K56/5**



Art. RIM01
50mm easy open
Art. RIM02
70mm easy open



Art. RIM03
50mm keyed both sides
Art. RIM04
70mm keyed both sides



Art. HEEL01
dia. 40x40mm
Hole dia. 21mm



Art. CLOS01
320x63mm
Gate closer up to 50kg



**Pallet Feet
K44/1A12**
120x120x50 0.465kg



Art. HANG01
dia. 100x100mm
Pin 19mm dia.



Art. LATCH
150mm



Art. SPRI02
215x40mm
Pin 13mm dia.



Art. RING TWIST
dia. 150mm



**Art. K46/4
Gate Holder**
Supplied Zinc
Plated & Painted



**Laser Cut
Profile's
K52/6**
Cockerel



**Laser Cut
Profile's
K52/7**
Horse



Art.No	Ball Size	Rail Size
K57/1	52mm	27mm
K57/4	75mm	42mm
K57/5	75mm	48mm
K57/8	90mm	60mm



Art. K42/12B
145x60mm



Art. K42/12D
280x120mm

BALUSTRADES AND TWISTED BAR



Art. K22/3
12x12mm
1000x230mm



Art. K25/3
12x12mm
1000x275mm



Cast Steel
Art. K26/7
650x200mm
Can be welded.



Art. 49/3
sq. 12x12mm
1000x175mm



Art. 48/1
sq. 12x12mm
1000x55mm



Art. 48/2
sq. 12x12mm
1000x55mm



Art. 48/11
sq. 16x16mm
1000x65mm



Art. 48/12
sq. 16x16mm
1000x65mm



Art. K20/1
sq. 12x12mm
1000x150mm



Art. K20/2
sq. 12x12mm
1000x150mm



Art. K24/5
sq. 12x12mm
1000x175mm



Art. K52/2
sq. 12x12mm
1000x235mm



Art. K25/4
sq. 12x12mm
1000x200mm



Art. 52/F/1
sq. 12x12mm
1000x250mm



Art. K26/24A
sq. 12x12mm
1000x260mm



Art. K26/4
sq. 12x12mm
1000x270mm



Art. 64/F/2
sq. 12x12mm
H 1000mm



Art. 64/F/4
sq. 12x12mm
H 1000mm



Art. 64/F/9
sq. 14x14mm
110x900mm



Art. K9/48
35mm Round
H 1035mm



Art. K9/46
sq. 14x14mm
H 1000mm
Art. K9/47
15mm Round
H 1000mm

BALUSTRADES AND TWISTED BAR



Art. 64/I/3R
14mm Round
H 1000mm



Art. 64/I/2R
14mm Round
H 1000mm



Art. K9/44
12mm Round
H 1000mm



Art. K9/45
16mm Round
H 1000mm



HAMMERED EDGE
Art. K15/6A
sq. 12x12mm
H 1000mm



Art. K14/1A
sq. 12x12mm
H 1000mm



Art. 64/H/10
sq. 12x12mm
H 900mm



Art. 112/7
sq. 25x25mm
H 1200mm



Art. 105/2
H 1000mm
14mm Round Bar



Art. 105/1
H 1000mm
14mm Round Bar



Art. K25/2
1000x300mm
12mm Sq.



Art. K23/1A
1000x165mm
12mm Sq.



Art. K23/3A
1000x175mm
12mm Sq.



Art. 113/2
sq. 30x30mm
H 1100mm



TW12/A/1
Single Twist
12mm
1000mm



TW20/A/1
Single Twist
20mm
1000mm



TW12/A/2
Double Twist
12mm
1000mm



TW20/A/2
Double Twist
20mm
1000mm



Rope Bar
K3/1A 12mm
K3/1B 16mm
K3/1C 20mm
K3/1D 25mm
K3/1E 32mm

TW16/A/1
Single Twist
16mm
1000mm

TW25/A/1
Single Twist
25mm
1000mm

TW16/A/2
Double Twist
16mm
1000mm

TW25/A/2
Double Twist
25mm
1000mm

HANDRAILS AND ENDS



Half Round
Art. K5/3A
thickness
40x12.7mm
Length 3000mm



Half Round
Art. K5/3B
thickness
50x12.7mm
Length 3000mm



Art. 114/5
40x8mm
Length 3000mm



Art. 116/2
For use with
Art. 114/5



Art. 116/10
For use with
Art. 114/5



Art. K5/3E
For use with
Art. K5/3A



Art. K5/3F
For use with
Art. K5/3B



Art. K5/3C
For use with
Art. K5/3A



Art. K5/3D
For use with
Art. K5/3B



Art. 114/9A
40x10mm
Length 3000mm



Art. K5/1J
50x10mm
Length 3000mm



Art. 116/6
For use with
Art. 114/9A



Art. 116/14
For use with
Art. 114/9A



Art. K5/4A
40x10mm
Length 3000mm



Art. K5/4B
50x12mm
Length 3000mm



Art. K5/4C
60x16mm
Length 3000mm



Art. K5/4G
For use with
Art. K5/4A



Art. K5/4D
For use with
Art. K5/4A




Art. 114/A/3
50x15mm
Length 3000mm



Art. 114/B/13
For use with
Art. 114/A/3

HAMMERED BAR AND BOX IRON



**We
Manufacture
Hooped Bar**

12mm
16mm
20mm
To Order



Art. 118/1

sq. 12x12mm
Length 3000mm



Art. 118/3

sq. 16x16mm
Length 3000mm



Art. 118/5

sq. 20x20mm
Length 3000mm




Art. 118/6

sq. 25x25mm
Length 3000mm



**We Manufacture
Punched Bar
Round Or
Square Hole**

12mm
16mm
20mm
To Order



Art. K19/4

12x12mm
2650x77mm



**COLLAR
MATERIAL**

Art. K27/1

thickness 16x3mm
length 3000mm



Art. 1374/1

sq. 20x20mm
Length 3800mm



Art. 1374/2

sq. 25x25mm
Length 3800mm



Art. 1374/3

sq. 30x30mm
Length 3800mm



Art. 1374/4

sq. 40x40mm
Length 3800mm



Art. 1374/5

sq. 50x50mm
Length 3800mm



Art. 1374/10

rect. 40x20mm
Length 3800mm



Art. K8/2A

rect. 50x25mm
Length 3800mm



Art. K8/2C

rect. 60x40mm
Length 3800mm

LEAVES AND ROSES



Art. 136/2
37x110mm
Left hand



Art. 136/1
37x110mm
Right hand



Art. 136/12
30x90mm
Left hand small



Art. 136/13
30x90mm
Right hand small



Art. 136/3
70x70mm Left



Art. 136/4
70x70mm Right



Art. K39/33A
240x130mm
Left hand



Art. K39/33B
240x130mm
Right hand



Art. K39/27
Heavy Rose
In KIT FORM
Stem, 3 Leaves
And Rose Head



Art. K39/26A
Daff
In KIT FORM
1no. 138/4
1no. stem
1no. K39/24A



Art. 126/3
80mm



Art. K39/28A
90mm



Art. K39/11A
95mm



Art. K39/11B
65mm



Art. K39/47
Lancashire Rose



Art. K39/7A
100mm

LETTERBOXES AND WEATHERVANES



**Weather Vane
Rooster**
Copper



Art. 5069/2
Aluminium Letterbox
485x410x155mm



Art. K55/12A
Mild Steel Letterbox
for building into wall or
gate. 460x300x200mm
Also available
Galvanised and Painted



Art. K55/5A
BLACK or
GREEN



Art. K59/1A
Suitable for newly dipped
galvanised products.
5 Litres



Weld Bends

K57/11	33mm
K57/11A	42.5mm
K57/11B	48mm
K57/11C	63mm
K57/11D	76mm
K57/11E	89mm
K57/11F	101mm
K57/11G	114mm
K57/11H	127mm
K57/11I	152mm



Art. K26/30
Cast Iron
985x227mm
*We do not
recommend
Galvanising*



Art. K26/31
Cast Iron
990x225mm
*We do not
recommend
Galvanising*



Art. K55/4
Letterbox with stand
405x255x90mm



Art. K55/23
Regency
2750mm High



**Gate
Return Spring**
250mm Galvanised



Hinge / Fronts Arrow Head
400x115mm

Rivets



41/1	40x10mm 16mm Head
41/5	30x10mm 24mm Hammer Head
41/10	35x8mm 14mm Head
41/12	30x6mm 12mm Head

CAST IRON PANELS



*We do not
recommend
Galvanising*

K26/27

Cast Iron

146x233x20mm



*We do not
recommend
Galvanising*

K26/29

Cast Iron

185x445x15mm



*We do not
recommend
Galvanising*

K26/28

Cast Iron

95x300x14mm



*We do not
recommend
Galvanising*

K26/26

Cast Iron

205x380x25mm



*We do not
recommend
Galvanising*

K26/25

Cast Iron

110x285x16mm



Drip Tray

K51/1

50mm

75mm

120mm

150mm



*We do not
recommend
Galvanising*

753/6

Cast Iron

195x125

16.5mm hole



*We do not
recommend
Galvanising*

753/7

Cast Iron

170x145

16.5mm hole



K39/57A

Bunch of Grapes

120x75x75mm



K39/56A

Vine

120x65x10mm



K43/2A

40x10x100mm



K43/3A

40x10x100mm



K51/4A

**Tulip Candle
Holder**

dia. 30mm



K39/29A

160x160mm

WHEELS AND ROLLERS

WHEELS AVAILABLE IN U-GROOVED AND V-GROOVED



R2002-80
U Groove Wheel
80x20 2kg



R2002-100
U Groove Wheel
100x20 2kg



R2002-120
U Groove Wheel
120x20 2kg



R2002-140
U Groove Wheel
140x20 2kg



R2005-90
U Groove Wheel
90x20 1.6kg



R2005-100
U Groove Wheel
100x20 1.6kg



R2005-120
U Groove Wheel
120x20 1.6kg



R2005-140
U Groove Wheel
140x20 1.6kg



O2000/CN
Gate Roller
26x40 0.18kg



O2000/CN
Gate Roller
30x35 0.18kg



O2000/CN
Gate Roller
40x45 0.18kg



K54/28
Gate Rack
2m lengths
30x12mm 2.21kg

If you can't find what you need -
please contact us and we will source it for you.

Notes:



WROUGHT IRON SUPPLIES